



NYC Health Care Coalition (NYCHCC) Leadership Council Meeting

NYC DOHMH OFFICE OF EMERGENCY PREPAREDNESS AND RESPONSE
BUREAU OF HEALTHCARE AND COMMUNITY READINESS

Tuesday, December 6, 2022





Welcome!

Agenda

10:00 – 10:05 | *Opening Remarks and Welcome*

10:05 – 10:45 | *Roundtable Discussion: SI COAD/MES Coalition work surrounding vulnerable populations.*

10:45 – 11:00 | *Q&A*

11:00 – 11:15 | *Health Systems and Communities Partnership: Systems of Care in and out of emergencies*


11:15 – 11:40 | *Breakout Sessions*

11:40 – 11:50 | *Breakout Session Wrap-Up*

11:50 – 12:00 | *Closing Remarks*



Staten Island Community Organizations Active in Disaster (SICOAD)



Addressing the needs of Vulnerable Populations on Staten Island

SI COAD/MES



Super
Health
Pharmacy



EL CENTRO
DEL INMIGRANTE



Land Acknowledgement

Staten Island is on the island known as Aquehonga Manacknong, the homeland of the Lenape people. SI COAD pays respect to the original stewards of this land, Lenape and other indigenous peoples.

Panelists



Ginny Mantello, MD
Moderator
Director, Health and Wellness
Office of Staten Island
Borough President



Karen Pershing
Panelist
Director of Community Initiative
Project Hospitality

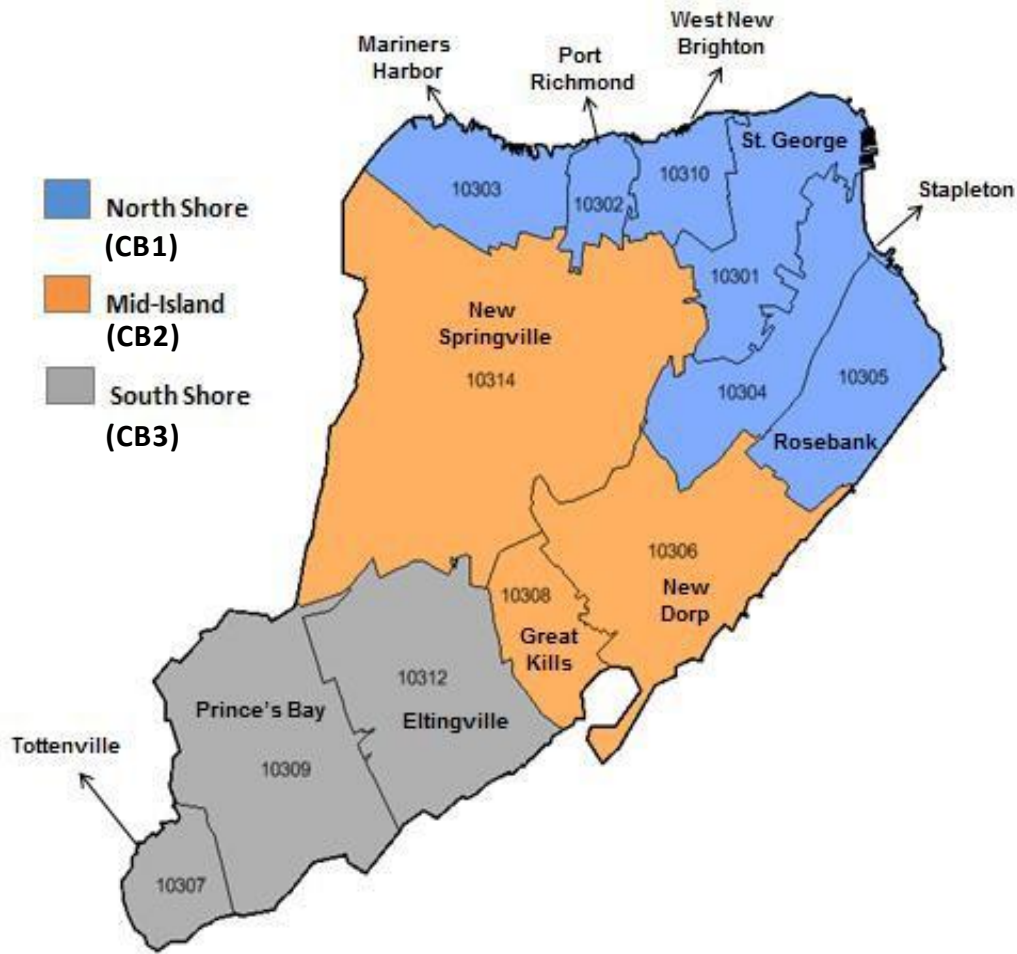


Dr. Mayank A. Parikh
Panelist
Co-Founder
Super Health Pharmacy



Michelle Molina
Panelist
Executive Director
El Centro Del Inmigrante

SI Community districts, Neighborhoods & Demographics



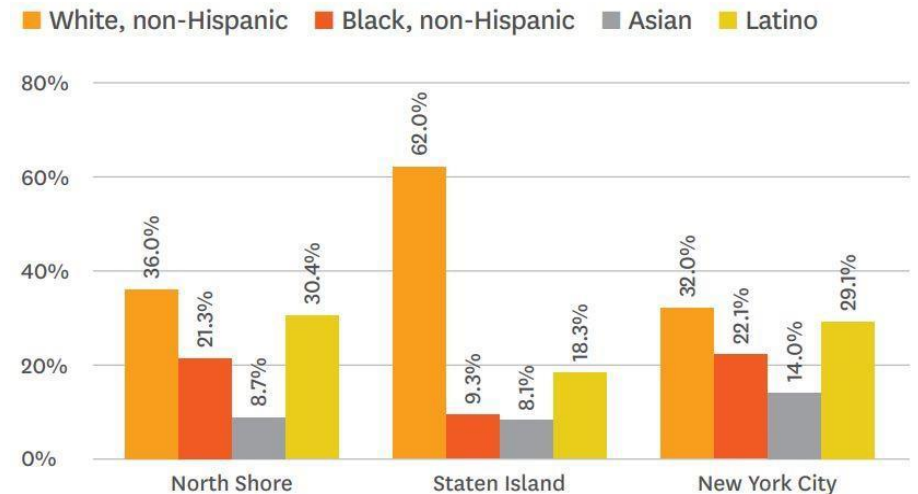
Total Population: 495,747 as of the 2020 Census

- White: 59.6%
- Black: 10.5
- Latinx (any race): 19.6%
- Asian: 12
- Other: 9.3

North Shore Demographics (2018):

- White: 36.0%
- Black: 21.3
- Latinx: 30.4%
- Asian: 8.7%

Figure 1.1: Race/Ethnicity of Residents




SI snapshot

- While Staten Island is one of the wealthiest boroughs in NYC boasting a higher median household income and the lowest poverty rate, wealth is not equally distributed across communities.
- North Shore residents are two to three times as likely to live in poverty as other borough residents, a disparity that disproportionately affects Black/African Americans who comprise 25% or more of North Shore residents.
- Across Staten Island, the median household income for Black/African Americans is nearly half the median household income for Whites.
- More than 1 in 4 Black/African Americans live in poverty, a higher proportion than Black/African Americans living citywide or nationally.

Defining vulnerable populations

Vulnerable populations include patients who are racial or ethnic minorities, children, elderly, socioeconomically disadvantaged, underinsured or those with certain medical conditions.

Members of vulnerable populations often have health conditions that are exacerbated by unnecessarily inadequate healthcare i.e. face health disparities and inequities



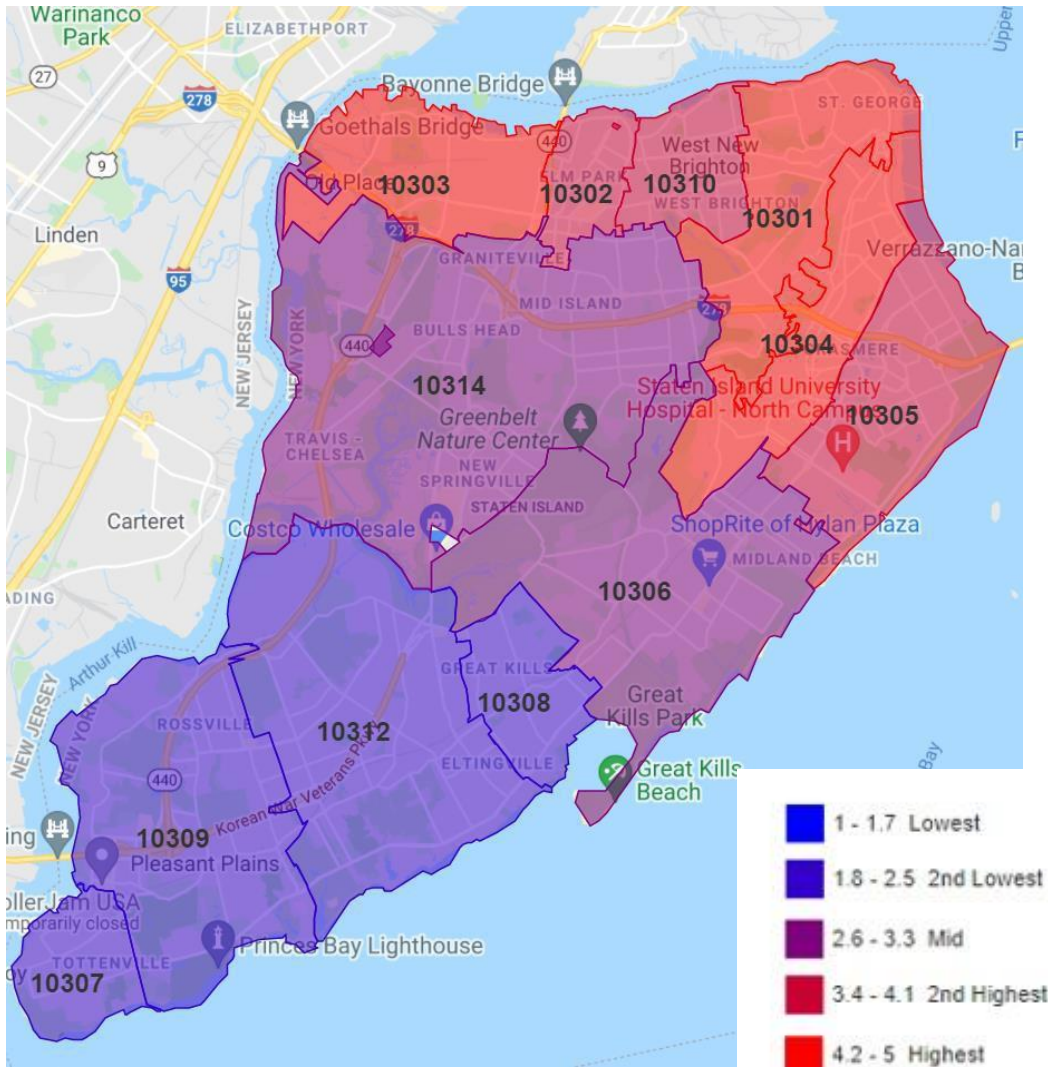
Health disparities and inequities at the community-level based on SDoH

Tools for Identifying Disparity


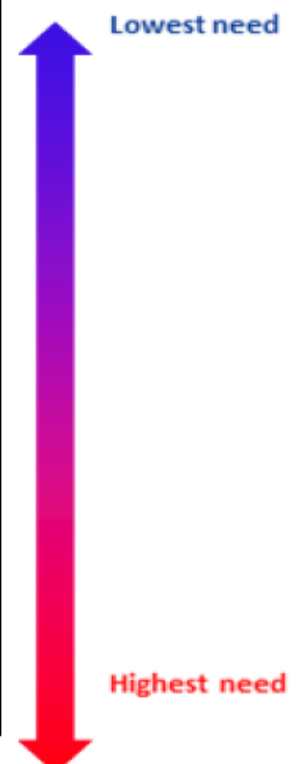
The following data visualizations illustrate the potential for health disparities and inequities at the community-level based on SDoH barriers. A description of each data visualization tool is provided below:

- **Community Need Index (CNI):** The CNI is a zip code-based index of community socioeconomic need calculated nationwide. The CNI scores zip codes on a scale of 1.0 to 5.0, with 1.0 indicating a zip code with the least need and 5.0 indicating a zip code with the most need compared to the US national average of 3.0. The CNI weights, indexes, and scores zip codes by socioeconomic barriers, including income, culture, education, insurance, and housing.
- **Vulnerable Population Footprint:** The Vulnerable Population Footprint identifies areas where high concentrations of people living in poverty and people living without a high school diploma overlap. Areas are reported by census tract. Census tracts are statistical subdivisions of a county that have roughly 4,000 inhabitants.
- **Area Deprivation Index (ADI):** The ADI provides a census block group measure of socioeconomic disadvantage based on income, education, employment, and housing quality. ADI scores are displayed at the block group level on a scale from 1 (least disadvantaged) to 10 (most disadvantaged). A block group is a subdivision of a census tract and typically contains between 250 and 550 housing units.

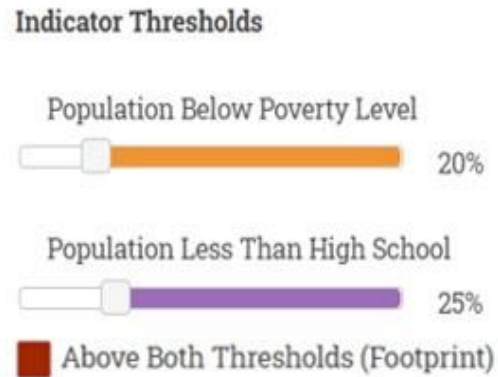
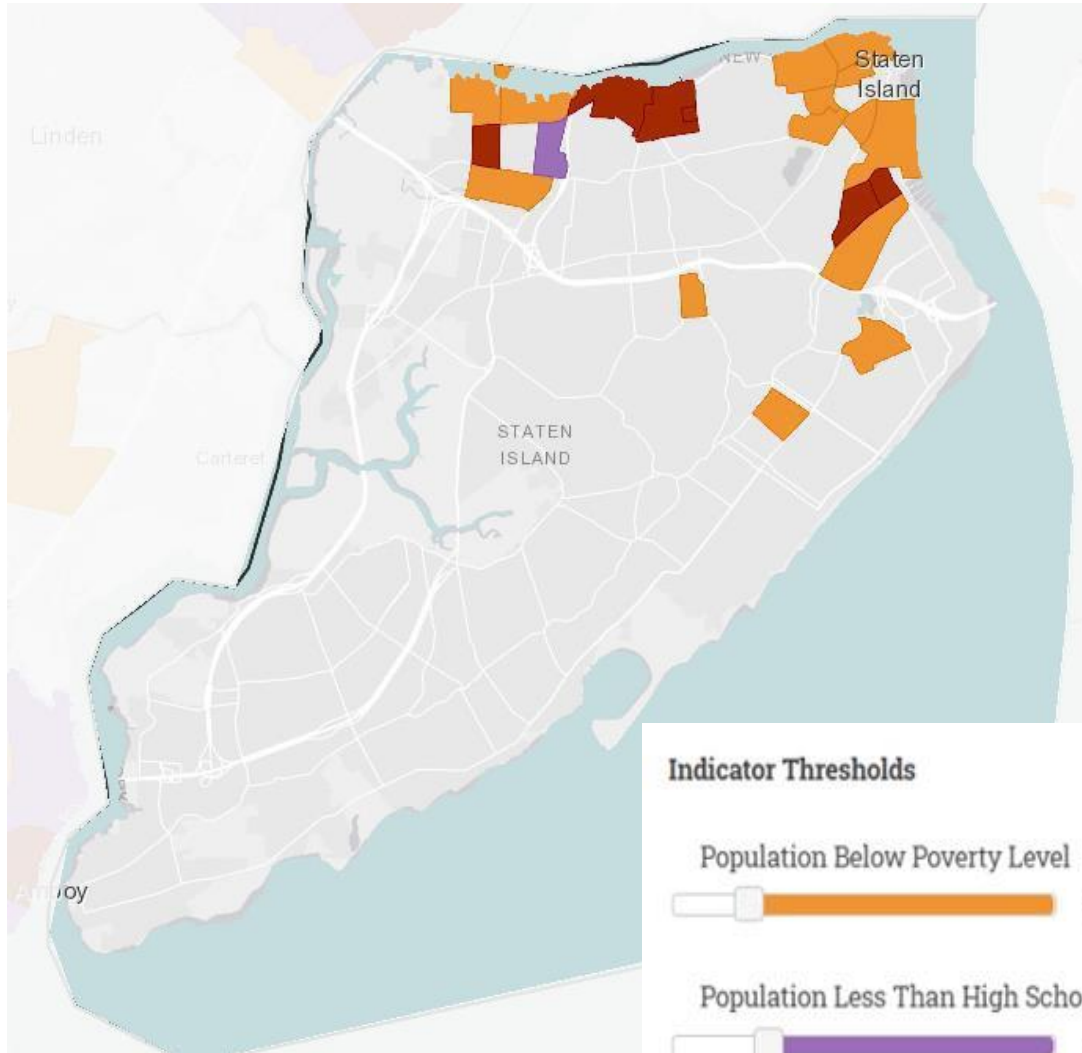
Community Need Index (CNI)



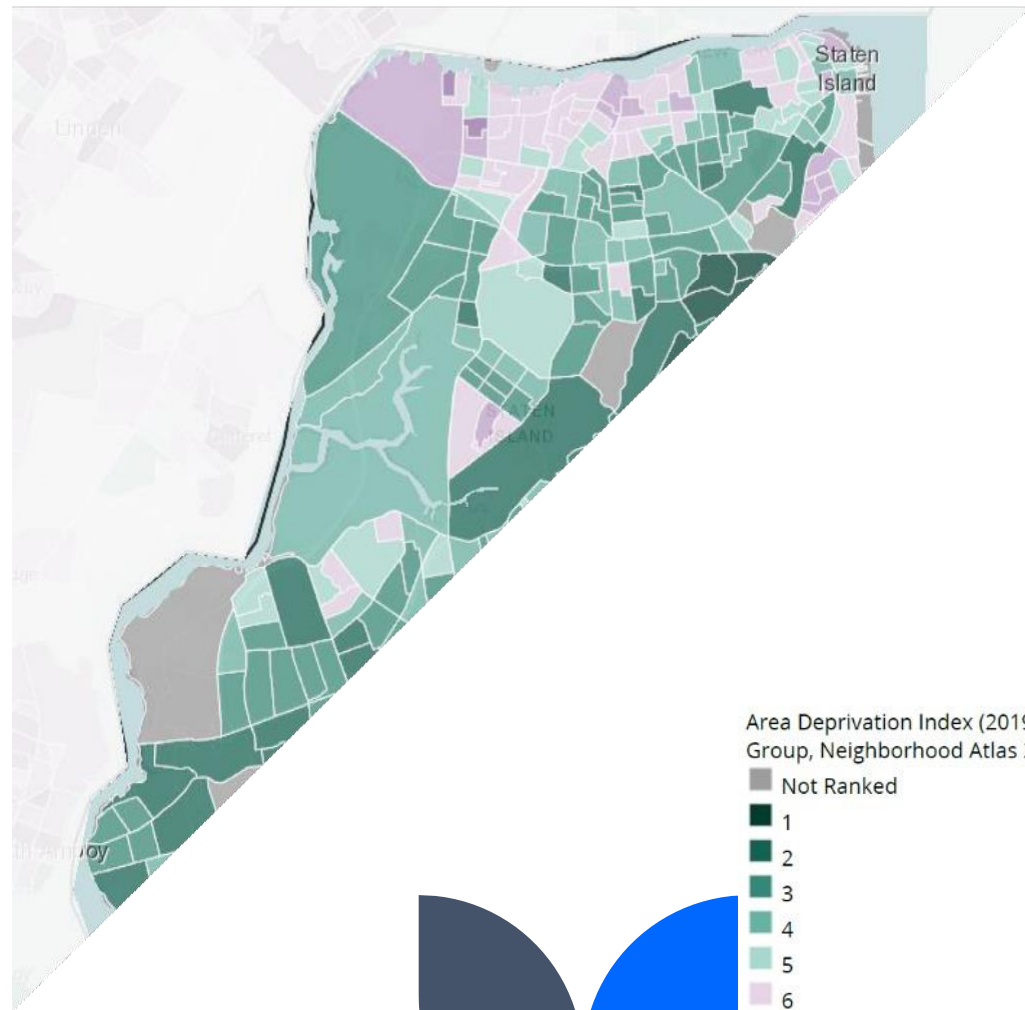
Zip Code	CNI Score
10308	2.0
10312	2.0
10307	2.2
10309	2.2
10306	3.0
10314	3.0
10305	3.4
10302	4.0
10310	4.0
10301	4.2
10304	4.4
10303	4.6



Vulnerable Population Footprint



Age Deprivation Index



Impact of COVID-19

- COVID-19 has disproportionately impacted people of color, including higher infection rates, hospitalizations, and deaths.
- **On Staten Island, the hospitalization rate among Black/African American and Latinx residents is approximately 80% higher than the rate among Whites, and the death rate is approximately 50%-60% higher.**
- Black/African Americans have the highest death rate of any racial or ethnic group in the borough and the lowest vaccination rate.
- Low vaccine confidence, mistrust, and limited access have been commonly cited as barriers to COVID-19 vaccination among Black/African Americans.



Richmond University Medical Center – 2022
CHNA & CSP Report 12/1/2022

Question 1

Describe what work your organization does/did prior to March 2020.

How did the pandemic affect your work?

What barriers/struggles did you face early on?

1. El Centro
Del Inmigrante



2. Project
Hospitality/LTRO

3. Super Health
Pharmacy

El Centro Del Inmigrante

El Centro Del Inmigrante



EL CENTRO
DEL INMIGRANTE



EL CENTRO
DEL INMIGRANTE

ANNIVERSARY

1997 - 2022

CELEBRATING 25 YEARS OF SERVICE





Project Hospitality

Project Hospitality's Care Services



**Project Hospitality
Help Center Services
Are All Available By Phone!**

Call now and leave a message with your name and phone number and we will return your call.

Reach us at **718-420-6466, 646-417-1204, or 718-448-3470**

For help with SNAP, call **347-410-3657**



**Apply
for SNAP**



**Apply for
WIC and
Cash
Assistance**



**Apply for
Health
Insurance
or NYC Care**



**Legal
Services**



**Domestic
Violence
Services**



**Mental
Health
Services**



**Apply
for
Unemployment**



**Food
Pantry**



**Immigration
Help**

221 Heberton Avenue, Staten Island, NY 10302

514 Bay St. Staten Island, NY 10304



Super Health Pharmacy



Question 2

Can you speak about some of the efforts and collaborations during the COVID 19 pandemic and highlight some successes?

Early efforts and collaborations (Mar 2020-Mar 2020)

1. Extensive needs assessments – SI COAD, LTRO, SI BP
2. Identifying need of community, essential workers, first responders, vulnerable populations, COAD/MES partners
3. Setting up an EOC with BP's office and SINFPA(now Nonprofit SI). Fund raising, acquiring and distributing PPE
4. Establishing trusted relationships. Making sure NO ONE was left out!
5. Efforts to identify vulnerable populations, those with food insecurity, underlying chronic illness and elderly
6. Roll out of vaccines based on eligibility.
 - Linkage to DOHMH and mass vax sites
 - Linkage to RUMC
 - Vaccinating day laborers, restaurant workers, essential workers (Beacon Christian Community Ctr, Enexia pharmacy)
 - Setting up vaccine pop up sites

El Centro's Vaccination Efforts



STATEN ISLAND COVID-19 VACCINE POP UP



El Centro Del Inmigrante invites you
to a vaccine pop up in partnership
with SuperHealth Pharmacy!

Monday 5/10 & Tuesday 5/11 @ 3-7 PM

El Centro Del Inmigrante
260 Port Richmond Avenue

- PFIZER 1st dose for ages 16+
- Single dose J&J for ages 18+
- \$10 gift cards for 16-18 year olds



Register bit.ly/SICovidVaxMay10-11

For help with scheduling
& filling forms, bilingual
interpreter available at:
(347) 733 0347




EL CENTRO
DEL INMIGRANTE



Project
Hospitality



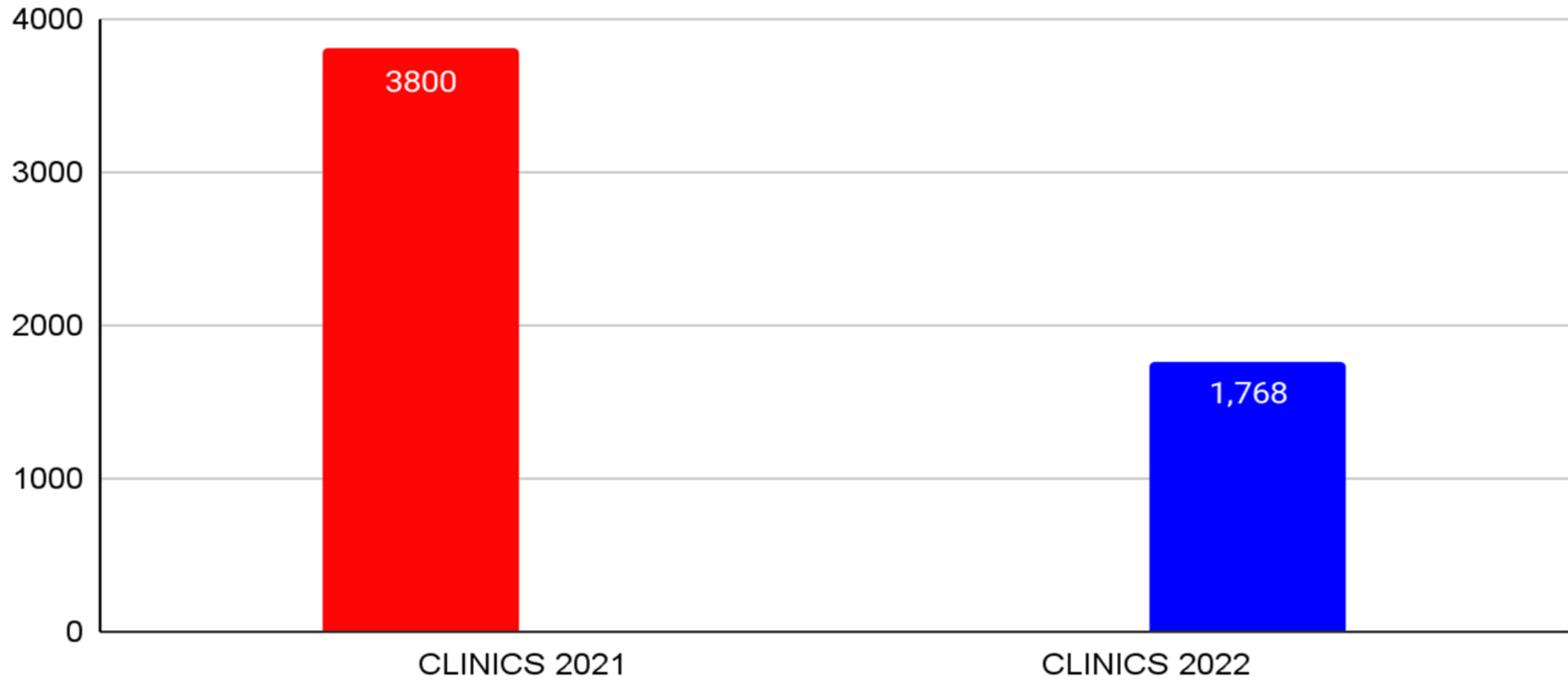
Highlighting A Success Story: Setting Up Vaccine Popup Sites in High Need Communities





COVID-19 VACCINE/BOOSTER CLINICS

2021 2022



2021 2022

30,000

20,000

10,000

0

25,341

10,000

YEARLY TOTAL

YEARLY TOTAL



Question 3

How has the model evolved over the past 6 - 9 months given the decrease in need for vaccinations and testing as well as the renewed effort to revitalize and bring the city/businesses back?

Expansion to include Health and Wellness Services

FREE HEALTH SERVICES

NO INSURANCE OR ID REQUIRED FOR MOST SERVICES

- Diabetes Screenings (A1C)
- Shingles Vaccine
- Pneumonia Vaccine
- HPV Vaccine
- Flu Shot
- Blood Pressure Screenings
- Cognitive Screenings
- Free Condoms
- HIV Testing
- Cancer Prevention Info & Sunscreen
- COVID-19 Testing and Vaccination

EVERY 1ST AND 3RD THURSDAY 9:30AM-1:30PM
at the Project Hospitality Help Center
221 Heberton Ave. Staten Island, NY 10302

EVERY 2ND AND 4TH TUESDAY 2:30PM-6:30PM
at El Centro del Inmigrante
260 Port Richmond Ave. Staten Island, NY 10302

Walk in or schedule an appointment.
For more info call: 929-422-0318



SERVICIOS DE SALUD GRATUITOS

NO SE REQUIERE SEGURO NI IDENTIFICACIÓN PARA LA MAYORÍA DE LOS SERVICIOS

- Exámenes de diabetes (A1C)
- Vacuna contra la culebrilla
- Vacuna contra la neumonía
- Vacuna contra el VPH
- Vacuna contra la gripe
- Exámenes de presión arterial
- Exámenes cognitivos
- Condones gratis
- Prueba de VIH
- Información sobre prevención del cáncer y protector solar
- Pruebas y vacunación de COVID-19

CADA 1ER Y 3ER JUEVES 9:30AM-1:30PM
en el centro de ayuda
221 Heberton Ave. Staten Island, NY 10302

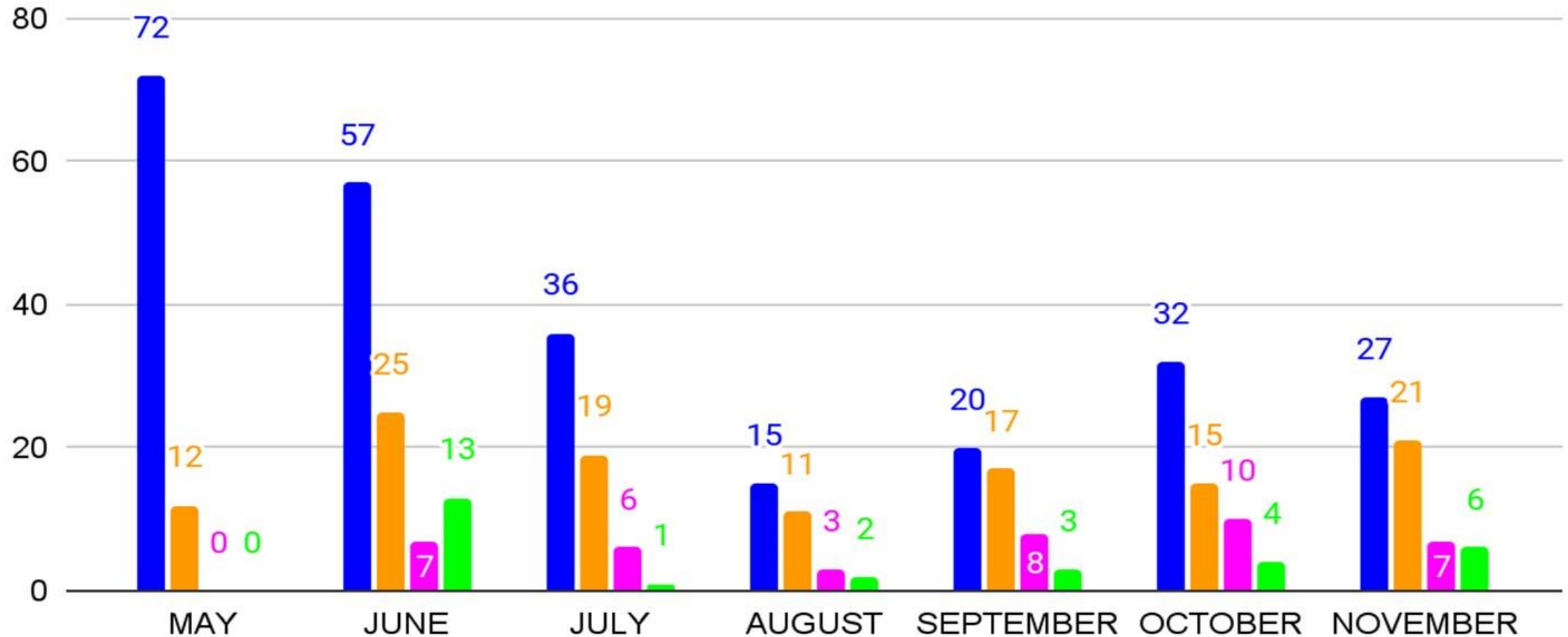
CADA 2DO Y 4TO MARTES 2:30PM-6:30PM
en El Centro del Inmigrante
260 Port Richmond Ave. Staten Island, NY 10302

Acérquese o programe una cita.
Para más información llamar al: 929-422-0318



SHP Health Services 2022

■ BLOOD PRESSURE ■ A1C TESTING ■ BRAIN SCREENING (COGNIVUE)
■ BLOOD GLUCOSE READING



DIABETES PREVENTION PROGRAM

Super Health Pharmacy's CDC RECOGNIZED DPP program:

- Had 16 participants that were able to successfully complete the DPP (Diabetes Prevention Program) The participants were confirmed to have prediabetes and were at high risk for developing type 2 diabetes.
- The program ran for approximately 8 months
- The participants had to develop and adapt to a lifestyle change: proper eating and exercise habits.
- Majority of the patients achieved their goal weights and began activity regimens that exceeded 150 minutes a week.
- Provider visits were positive and had improvement in lipid panels and blood pressure as well.

DIABETES PREVENTION PROGRAM



NATIONAL
DIABETES
PREVENTION
PROGRAM



Question 4

Do you feel better prepared to address the next emergency?

Please elaborate how you as an agency or we as a group/Coalition are better prepared.



**EL CENTRO
DEL INMIGRANTE**



Project
Hospitality

HELPING OUT THE COMMUNITY

- Vaccine Equity Partner Engagement Project (VEPE)
- We provided free health services including: Blood Pressure Readings, A1C Testing, Glucometer Readings as well as COVID-19 Vaccines.
- The New York Department of Health-Monkey Pox Vaccine (MPV)
- We provided education, navigation and administration of the vaccine.
- The Social Determinants of Health (SDOH) with SI PPS
- We helped patients get free resources such as a lack of food, housing, education, medical, transportation, clothing, safety through a quick questionnaire.




Super
Health
Pharmacy



Collaborations

Thank you





Q&A



Health and Wellness Services at El Centro



HEALTH and WELLNESS SERVICES



This service requires an appointment

- HPV vaccine (Human papillomavirus infection)

These services require an appointment and medical insurance

- Shingles vaccine
- Pneumonia vaccine
- Flu vaccine

Next Dates:

July 12 & 26

September 13 & 27

November 8 & 22

August 9 & 23

October 11 & 25

December 13 & 27

Time: 2:30-6:30pm

El Centro del Inmigrante

260 Port Richmond Ave, Staten Island, NY 10302

For more information call the Health and Wellness Line of El Centro Del Inmigrante : 917-830-0079



Taking care of our health after Covid-19

These services do not require health insurance/id or appointment

- COVID-19 Vaccination
- COVID-19 Testing
- Diabetes Screenings (A1C)
- Blood Pressure Screenings
- Cognitive Screenings (Memory testing after COVID-19/Alzheimer's)
- HIV Testing/HIV Prevention Services (2:30pm-4:30pm)
- Hepatitis C Testing (2:30pm-4:30pm)
- Cancer Prevention Information & Sunscreen
- Free Condoms



Community Health Action of Staten Island | A member of Sun River Health



Evolution of Our Model Partnerships

Super Health Pharmacy, alongside El Centro, SI Borough President's Office and other community partners provided COVID-19 Vaccinations and testing from March 2021 to current day. We have provided health screenings to each community within specific zip codes. The health screenings include:

- Blood pressure checks
- A1C screenings
- Diabetes prevention program screenings
- Cognitive function testing.
- Flu shots



FREE HEALTH SERVICES

NO INSURANCE OR ID REQUIRED FOR MOST SERVICES

- Diabetes Screenings (A1C)
- Shingles Vaccine
- Pneumonia Vaccine
- HPV Vaccine
- Flu Shot
- Blood Pressure Screenings
- Cognitive Screenings
- Free Condoms
- HIV Testing
- Cancer Prevention Info & Sunscreen
- COVID-19 Testing and Vaccination

EVERY 1ST AND 3RD THURSDAY 9:30AM-1:30PM
at the Project Hospitality Help Center
221 Heberton Ave. Staten Island, NY 10302

EVERY 2ND AND 4TH TUESDAY 2:30PM-6:30PM
at El Centro del Inmigrante
260 Port Richmond Ave. Staten Island, NY 10302

Walk in or schedule an appointment.
For more info call: 929-422-0318



Super Health Pharmacy



Community Health Action of Staten Island
A Member of Sun Wise Health



March 2020 – December 2020

- Impact of subsets of community
- Collaborations between SINFPA (now known as Nonprofit Staten Island), SI COAD and Borough Hall
- Distribution of Personal Protective Equipment (PPE)
- Building trust within the Staten Island community





Dr. Duncan Maru, MD, Assistant Commissioner
Bureau of Equitable Health Systems, NYC DOHMH

Health Systems and Communities Partnership: Systems of Care in and out of emergencies

Dr. Duncan Maru, MD, Assistant Commissioner
Bureau of Equitable Health Systems, NYC DOHMH



Why Surviving the Virus Might Come Down to Which Hospital Admits You

In New York City's poor neighborhoods, some patients have languished in understaffed hospitals, with substandard equipment. It was a different story in Manhattan's private medical centers.

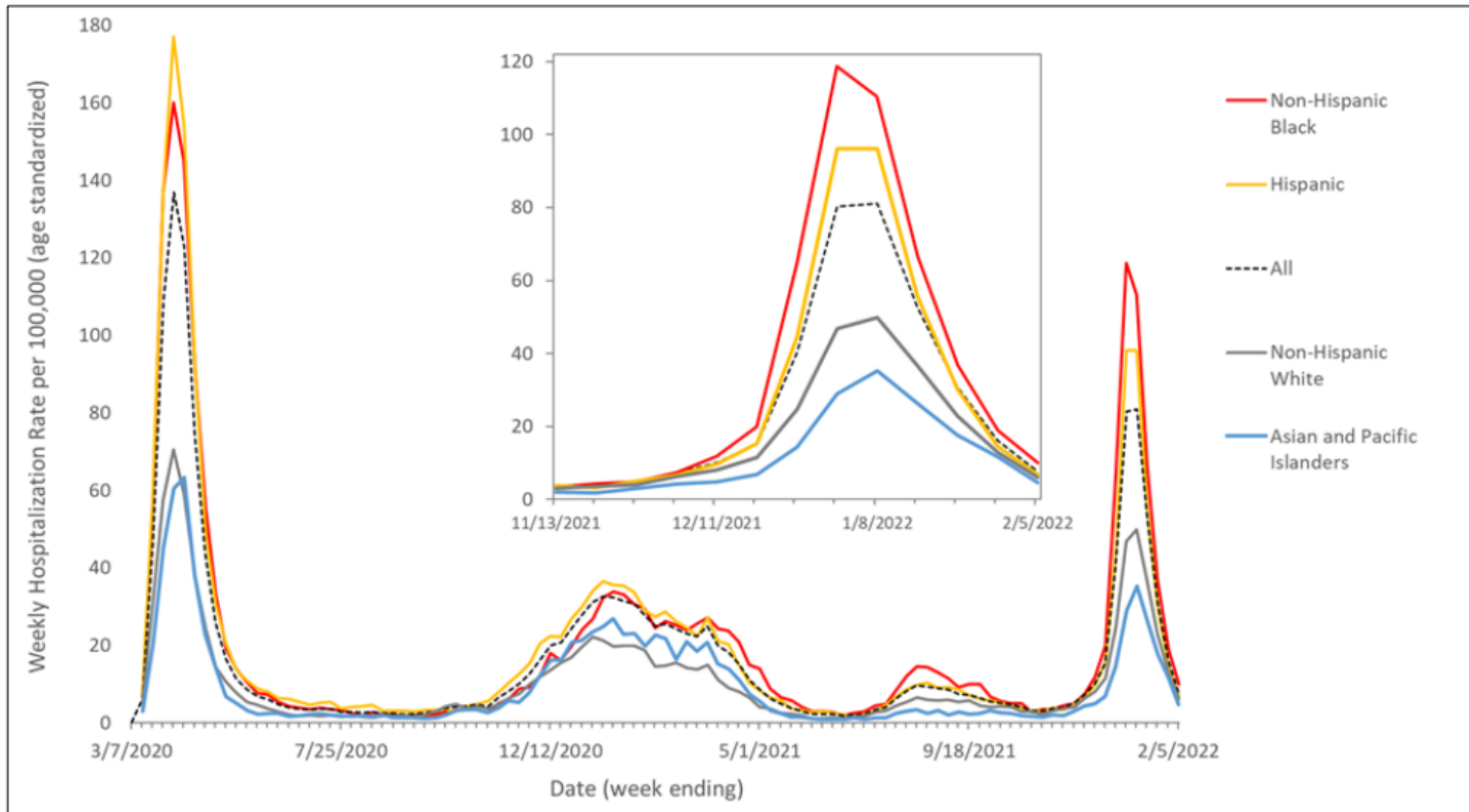



Figure 7. Weekly age-standardized COVID-19 hospitalization rate in New York City by race/ethnicity, week ending March 7, 2020 to February 5, 2022.¹⁴

From: NYC Health, Feb 2022.

Racial Inequities in COVID-19 Hospitalizations During the Omicron Wave in NYC



SILENCE = DEATH

Session Ideas Sourcing Goal:

Identify opportunities to: Reduce administrative burden

&

Improve investments to the safety net outside of emergencies to optimize emergency response operations

Insurance access & payment

- Care Segregation
- Insurance authorization
- Low reimbursement r

Housing & home care

- Emergency housing
- Nursing home beds
- Homecare services
- Day programs

Staffing shortages

- Scope of practice rules
- Pay fairness
- Physicians & executive over-compensation
- Inflexible hours and poor coverage



Over-capacity Emergency Departments,
Inpatient Units



Coalition Announcements



Adjourn